



CEMENTNOVA SHYNE

SINCE 1922
J&N
PAINTS **Jenson &
Nicholson**
Whenever you see colour, think of us

Special
effects
Designer Finishes



Jenson & Nicholson established its presence in India, in the year 1922 and the company is considered India's second oldest paint company. In 2016, Jenson & Nicholson India Limited and Sheenlac collaborated to form the joint venture Jenson & Nicholson Paints Private Limited (JNPL), with the intent to revive the brand and build a viable alternative in the retail Decorative Paint market in India. In 2024, Sheenlac acquired Jenson & Nicholson India Limited paints marking a significant milestone in its growth journey.

Jenson & Nicholson Paints Private Limited (JNPL) embarked on a journey to renew and revamp the brand Jenson & Nicholson in the retail decorative paint market, taking into account the brand's gradually declining presence, owing to challenging circumstances, over the years. Today, team Sheenlac has established its absolute ownership of the brand and it aspires to revive J&N brand and propel it to greater heights!

JNPL has began re-establishing the INSTA COLOR brand which was the pioneer in the tinting of shades and continues to exact high recall in the decorative paint segment, till date. Moreover, the company has introduced many high-quality formulations in the South Indian market that is renowned for being extremely quality conscious. Jenson & Nicholson Paints Private Limited (JNPL) has adopted aggressive and agile R&D efforts to innovate and produce market first products and solutions!

Cementnova Shyne is a natural water-based material coating for interiors, specifically designed to reproduce the marbled effect.



Basecoat **Vien Grey**
 JN Speciality Primer SRC 75
 Cementnova

- Top Coat**
1. Sandinova Fine Silver
 2. Sandinova Fine Silver
 3. Sandinova Fine Silver-Metal Grey C



Basecoat **Silk Worm**
 JN Speciality Primer SRC 100
 Cementnova

- Top Coat**
1. Sandinova Fine Silver-Wooden Peel E
 2. Sandinova Fine Silver-Wooden Peel E
 3. Sandinova Fine Silver



Basecoat **Mansoon Peach**
 JN Speciality Primer SRC 94
 Cementnova

- Top Coat**
1. Sandinova Fine Silver
 2. Sandinova Fine Silver
 3. Sandinova Fine Silver-Cocoa Powder A



Basecoat **Saffron Shake**
 JN Speciality Primer SRC 89
 Cementnova

- Top Coat**
1. Sandinova Fine Silver
 2. Sandinova Fine Silver
 3. Sandinova Fine Silver-Sea Sunrise A
 4. Sandinova Fine Silver-Corn Silk A




Basecoat **Flame Orange**
 JN Speciality Primer SRC 91
 Cementnova

- Top Coat**
1. Sandinova Fine Silver
 2. Sandinova Fine Silver
 3. Sandinova Fine Silver-Coffee Shake A
 4. Sandinova Fine Silver-Desert Storm A



Basecoat **Peach World**
 JN Speciality Primer SRC 95
 Cementnova

- Top Coat**
1. Sandinova Fine Silver
 2. Sandinova Fine Silver
 3. Sandinova Fine Silver-Choco Caramel A



Basecoat **Rich Green**
 JN Speciality Primer SRC 101
 Cementnova

- Top Coat**
1. Sandinova Fine Silver-Milky Green C
 2. Sandinova Fine Silver-Milky Green C
 3. Sandinova Fine Silver




Basecoat **Soaked Pista**
 JN Speciality Primer SRC 103
 Cementnova

- Top Coat**
1. Sandinova Fine Gold
 2. Sandinova Fine Gold
 3. Sandinova Fine Gold-Muddy Soil A



Basecoat **Satin Linen**
 JN Speciality Primer SRC 98
 Cementnova

- Top Coat**
1. Sandinova Fine Silver-Corn Silk A
 2. Sandinova Fine Silver-Corn Silk A
 3. Sandinova Fine Silver



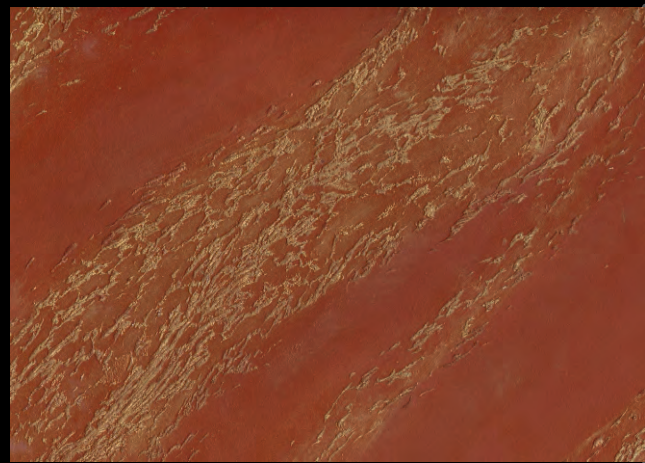
Basecoat **Carrot Peel**
 JN Speciality Primer SRC 90
 Cementnova

- Top Coat**
1. Sandinova Fine Silver-Sea Sunrise A
 2. Sandinova Fine Silver-Sea Sunrise A
 3. Sandinova Fine Silver-Desert Storm A



Basecoat **Rusty Sunset**
 JN Speciality Primer SRC 92
 Cementnova

- Top Coat**
1. Sandinova Fine Silver-Coffee Shake A
 2. Sandinova Fine Silver-Coffee Shake A
 3. Sandinova Fine Silver-Desert Storm A



Basecoat **Raw Blood**
 JN Speciality Primer SRC 112
 Cementnova

- Top Coat**
1. Sandinova Fine Gold-Dry Chilli A
 2. Sandinova Fine Gold-Dry Chilli A
 3. Sandinova Fine Silver-Dark Chocolate A



Basecoat **White Vanilla**
 JN Speciality Primer SRC 79
 Cementnova

- Top Coat**
1. Sandinova Fine Silver
 2. Sandinova Fine Silver
 3. Sandinova Fine Silver-Moon Grey A



Basecoat **Pistachio Shake**
 JN Speciality Primer SRC 81
 Cementnova

- Top Coat**
1. Sandinova Fine Silver
 2. Sandinova Fine Silver
 3. Sandinova Fine Silver-Desert Storm A



Basecoat **Carbon Copy**
 JN Speciality Primer SRC 83
 Cementnova

- Top Coat**
1. Sandinova Fine Silver-Desert Storm A
 2. Sandinova Fine Silver-Desert Storm A
 3. Sandinova Fine Silver-Metal Grey D



Butter Popcorn




Basecoat **Butter Popcorn**
 JN Speciality Primer SRC 99
 Cementnova

- Top Coat**
1. Sandinova Fine Silver-Brown Irises A
 2. Sandinova Fine Silver-Brown Irises A
 3. Sandinova Fine Silver



Basecoat **Dry Garlic**
 JN Speciality Primer SRC 76
 Cementnova

- Top Coat**
1. Sandinova Fine Silver
 2. Sandinova Fine Silver
 3. Sandinova Fine Silver-Blue Light C
 4. Sandinova Fine Silver-Blue Light A



Basecoat **Nocturnal Grey**
 JN Speciality Primer SRC 82
 Cementnova

- Top Coat**
1. Sandinova Fine Silver
 2. Sandinova Fine Silver
 3. Sandinova Fine Silver-Desert Storm A
 4. Sandinova Fine Silver-Metal Grey D



Basecoat **Majestic Green**
 JN Speciality Primer SRC 85
 Cementnova

- Top Coat**
1. Sandinova Fine Silver
 2. Sandinova Fine Silver
 3. Sandinova Fine Silver-Blue Light C
 4. Sandinova Fine Silver-Blue Light A



Basecoat **Sea Blue**
 JN Speciality Primer SRC 86
 Cementnova


- Top Coat**
1. Sandinova Fine Silver
 2. Sandinova Fine Silver
 3. Sandinova Fine Silver-Deep Ocean A
 4. Sandinova Fine Silver-Desert Storm A



Basecoat **Classic Blue**
 JN Speciality Primer SRC 87
 Cementnova


- Top Coat**
1. Sandinova Fine Silver-Deep Ocean A
 2. Sandinova Fine Silver-Deep Ocean A
 3. Sandinova Fine Silver-Metal Grey D

Black Adam




Basecoat **River Rock**
 JN Speciality Primer SRC 108
 Cementnova

- Top Coat**
1. Sandinova Fine Silver-Dark Dune B
 2. Sandinova Fine Silver-Dark Dune B
 3. Sandinova Fine Gold-Dior Grey A



Basecoat **Black Adam**
 JN Speciality Primer SRC 104
 Cementnova

- Top Coat**
1. Sandinova Fine Silver-Seal Rock A
 2. Sandinova Fine Silver-Seal Rock A
 3. Sandinova Fine Gold



Basecoat **Classic Cement**
 JN Speciality Primer SRC 102
 Cementnova

- Top Coat**
1. Sandinova Fine Silver-Metal Grey A
 2. Sandinova Fine Silver-Metal Grey A
 3. Sandinova Fine Gold

JENSON & NICHOHLSON SPECIAL EFFECTS

Transform your living space into an embodiment of your personality and unique taste with JN Special effect designer finishes. It goes beyond being just a home; it's an expression of your persona and indulgences. Witness an unprecedented interplay of materials and patterns, thoughtfully curated for the modern home. The avant-garde yet sophisticated color palette offers a one-of-a-kind blend of classy and contemporary elements, ensuring that JN Special effect designer finishes brings the wow-factor to your living spaces. Tailored for today's homes, the finishes seamlessly integrate with the myriad elements of modern interior decor.

Explore our collection boasting 10 stunning finishes, promising to redefine the essence of luxury decor.

CEMENTNOVA SHYNE

Cementnova Shyne is a natural water-based material coating for interiors, specifically designed to reproduce the marbled effect. It adapts very well to all types of environments, giving that touch of exclusive elegance and giving the decorated spaces an appearance of great scenographic impact. Cementnova Shyne is great for people who like modern style and also for those who want a cozy, lived-in feeling. It's an easy way to make your space look stylish and classy.

New surfaces: use a suitable filler to repair the surface where necessary. When dry, sand the surface and apply a coat of JN Speciality primer diluted 15 - 20% with water.

Old surfaces: remove old peeling or chalking paint and wash using a suitable product. Next, apply a coat of JN Speciality primer diluted 50% with water to act as a fixative. After approximately 4 hours, apply a second coat of JN Speciality primer diluted 20 - 30% with water. However, if the surfaces are sound and not chalking, apply a single coat of JN Speciality Primer diluted 20 - 30% with water.

TO KNOW MORE
SCAN ME



TO BUY NOW
SCAN ME

APPLICATION: Marbling Effect:



1.JN Speciality Primer



2.Cementnova Shyne



3.Without Material Special Brush



4.Without Material Trowal



5.Sandinova Fine

Apply Cementnova to the entire wall, with the stainless trowel. Next, while the product is still wet, run the special brush over the surface to create irregular, undulating grooves running obliquely from top to bottom and vice versa. After 30 - 40 minutes, spray the wall with water, again in strips, using the trowel mildly. This will make it easier to smooth on Cementnova with the stainless trowel. After 24 hours, decorate with a compact sponge, using Sandinova fine finish. The first two coats should cover fully, leaving 4 hours between each coat. The next coat of Sandinova Fine should be applied, once again covering the entire surface, but then removed using the sponge after it has been rinsed in water and thoroughly squeezed. The colour should be removed by swiping once or more times to create the nuances you like on the smoothest part of the surface. Similarly, the marbled effect is created by leaving different shades of colour in the notched veins. If a fourth coat is to be applied, i.e. the third colour of Sandinova fine, it should be applied in all of the notched veins, or around them, creating nuances using the sponge after it has been rinsed in water and thoroughly squeezed.

Coverage : JN Speciality primer - 80 to 120 Sq.ft per Ltr
Cementnova Shyne - 10 to 15 Sq.ft Per Ltr on smooth surfaces for a coat
Sandinova Fine - 140 to 160 Sq.ft per Ltr for one coat
(it may vary depending on roughness, porosity, absorption surface and application method)

Dilution details:
JN Speciality primer - 15 to 20% with water
Cementnova Shyne - Ready to use
Sandinova Fine - 20 to 30% with water

NOTE: Mix well before use ,Wash the tools with water, immediately after using,with water and soap.

Tools Required:




Roller



Special Brush



Spray Can



Trowel



Sponge



**Address: No.76 B, GKS Estates, Block B,
Ambattur Ind. Estate, Chennai - 600 098**
Mail: ccc@sheenlac.in Number:



SINCE 1922

J&N
PAINTS

**Jenson &
Nicholson**

Whenever you see colour, think of us

Special
effects

Designer Finishes