



SANDINOVA

SINCE 1922
J&N
PAINTS **Jenson &
Nicholson**
Whenever you see colour, think of us

Special
effects
Designer Finishes



Jenson & Nicholson established its presence in India, in the year 1922 and the company is considered India's second oldest paint company. In 2016, Jenson & Nicholson India Limited and Sheenlac collaborated to form the joint venture Jenson & Nicholson Paints Private Limited (JNPL), with the intent to revive the brand and build a viable alternative in the retail Decorative Paint market in India. In 2024, Sheenlac acquired Jenson & Nicholson India Limited paints marking a significant milestone in its growth journey.

Jenson & Nicholson Paints Private Limited (JNPL) embarked on a journey to renew and revamp the brand Jenson & Nicholson in the retail decorative paint market, taking into account the brand's gradually declining presence, owing to challenging circumstances, over the years. Today, team Sheenlac has established its absolute ownership of the brand and it aspires to revive J&N brand and propel it to greater heights!

JNPL has began re-establishing the INSTA COLOR brand which was the pioneer in the tinting of shades and continues to exact high recall in the decorative paint segment, till date. Moreover, the company has introduced many high-quality formulations in the South Indian market that is renowned for being extremely quality conscious. Jenson & Nicholson Paints Private Limited (JNPL) has adopted aggressive and agile R&D efforts to innovate and produce market first products and solutions!

SANDINOVA is a water-based interior designer finish, featuring luminescent sandy reflections which is available in two distinctive finishes - LUSTRE & MATT, ideal for creating distinctive and refined environments.

Sand Dune Effect



Sandinova Lustre Silver

Lustre Silver

Coating Sequence

1st Coat: JN Speciality Primer
2nd Coat: Sandinova (lustre/Matt)



Sandinova Lustre Silver

Stratified Grand Canyon Effect

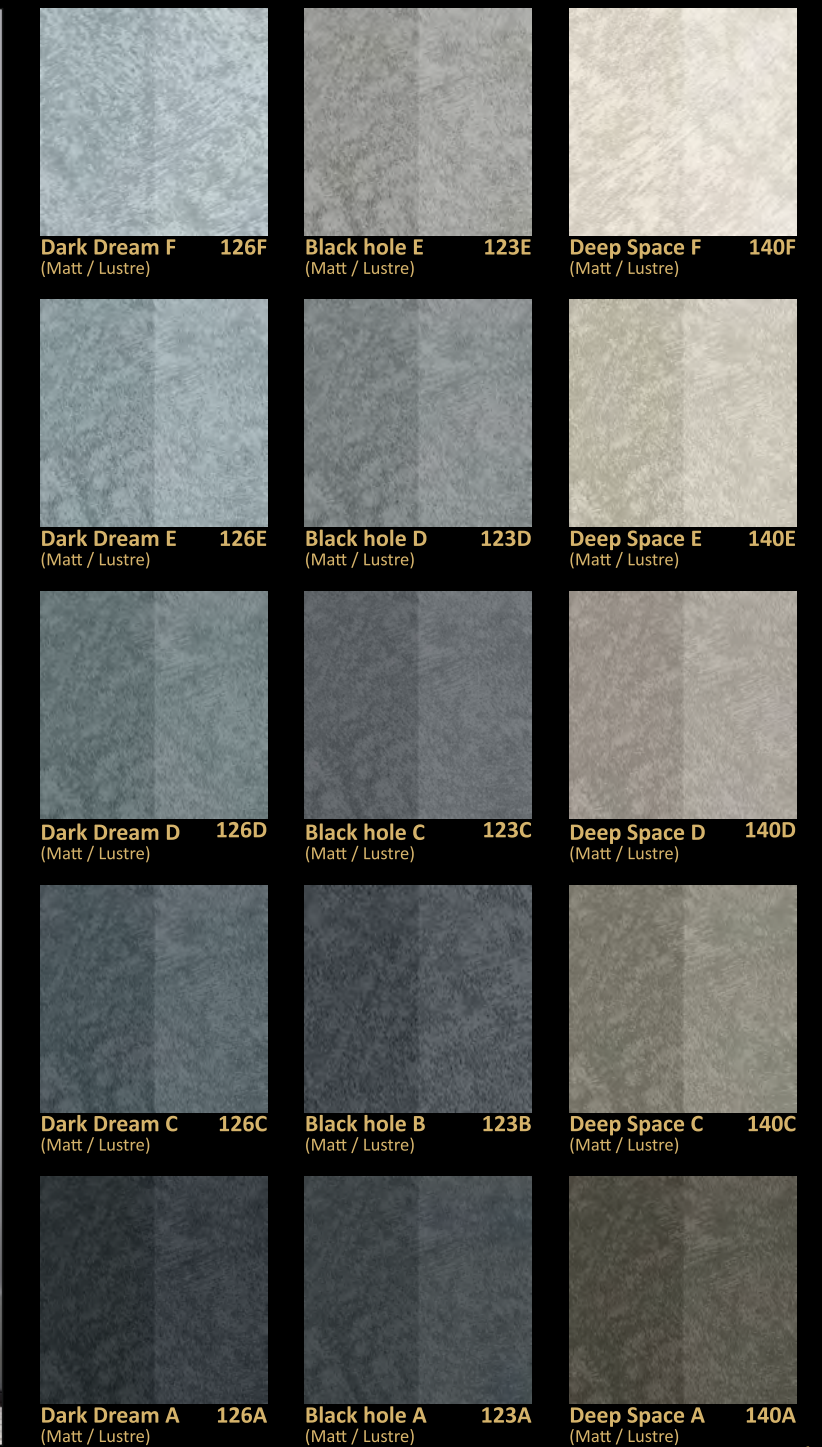


Sandinova Matt Deep Space F

140F

Coating Sequence

1st Coat: JN Speciality Primer
2nd Coat: Sandinova (lustre/Matt)







		
Czarina Pink F 114F (Matt / Lustre)	Maple Syrup F 111F (Matt / Lustre)	Classic Brown F 143F (Matt / Lustre)
		
Czarina Pink E 114E (Matt / Lustre)	Maple Syrup E 111E (Matt / Lustre)	Classic Brown E 143E (Matt / Lustre)
		
Czarina Pink D 114D (Matt / Lustre)	Maple Syrup D 111D (Matt / Lustre)	Classic Brown D 143D (Matt / Lustre)
		
Czarina Pink C 114C (Matt / Lustre)	Maple Syrup C 111C (Matt / Lustre)	Classic Brown C 143C (Matt / Lustre)
		
Czarina Pink A 114A (Matt / Lustre)	Maple Syrup A 111A (Matt / Lustre)	Classic Brown A 143A (Matt / Lustre)



Maple Syrup C

		
Swiz Choco F 125F (Matt / Lustre)	Aristocracy Chocolate F 134F (Matt / Lustre)	Bumble Bee F 133F (Matt / Lustre)
		
Swiz Choco E 125E (Matt / Lustre)	Aristocracy Chocolate E 134E (Matt / Lustre)	Bumble Bee E 133E (Matt / Lustre)
		
Swiz Choco D 125D (Matt / Lustre)	Aristocracy Chocolate D 134D (Matt / Lustre)	Bumble Bee D 133D (Matt / Lustre)
		
Swiz Choco C 125C (Matt / Lustre)	Aristocracy Chocolate C 134C (Matt / Lustre)	Bumble Bee C 133C (Matt / Lustre)
		
Swiz Choco A 125A (Matt / Lustre)	Aristocracy Chocolate A 134A (Matt / Lustre)	Bumble Bee A 133A (Matt / Lustre)



Golden Nugget F
(Matt / Lustre) 107F



Halloween Pumpkin F
(Matt / Lustre) 113F



Golden Nugget E
(Matt / Lustre) 107E



Halloween Pumpkin E
(Matt / Lustre) 113E



Golden Nugget D
(Matt / Lustre) 107D



Halloween Pumpkin D
(Matt / Lustre) 113D



Golden Nugget C
(Matt / Lustre) 107C



Halloween Pumpkin C
(Matt / Lustre) 113C



Golden Nugget A
(Matt / Lustre) 107A



Halloween Pumpkin A
(Matt / Lustre) 113A



Carolina Reaper A



Volcano Eruption F
(Matt / Lustre) 116F



Carolina Reaper F
(Matt / Lustre) 115F



Volcano Eruption E
(Matt / Lustre) 116E



Carolina Reaper E
(Matt / Lustre) 115E



Volcano Eruption D
(Matt / Lustre) 116D



Carolina Reaper D
(Matt / Lustre) 115D




Volcano Eruption C
(Matt / Lustre) 116C




Carolina Reaper C
(Matt / Lustre) 115C



Volcano Eruption A
(Matt / Lustre) 116A



Carolina Reaper A
(Matt / Lustre) 115A



Pond Algae F





Devil Violet F





Sandinova Lustre Gold **Lustre Gold**



Sandinova Lustre Gold Spicy Mustard **110H**



Sandinova Lustre Gold Sandalwood **108H**



Sandinova Lustre Gold Cardamom **125H**



15 Sandinova Lustre Gold Redsandal **114H**




Sandinova Lustre Gold Grain Brown **120H**



Sandinova Lustre Gold



Sandinova Lustre Gold Royal Saffron **111H**



Sandinova Lustre Gold Dry Grape **101T**



Sandinova Lustre Gold Purple Riddle **104H**



Sandinova Lustre Gold Spring Dust **119H**



Sandinova Lustre Gold Green Grove **101H**



Sandinova Lustre Gold Fernwood **126H16**

JENSON & NICHOHLSON SPECIAL EFFECTS

Transform your living space into an embodiment of your personality and unique taste with JN Special effect designer finishes. It goes beyond being just a home; it's an expression of your persona and indulgences. Witness an unprecedented interplay of materials and patterns, thoughtfully curated for the modern home. The avant-garde yet sophisticated color palette offers a one-of-a-kind blend of classy and contemporary elements, ensuring that JN Special effect designer finishes brings the wow-factor to your living spaces. Tailored for today's homes, the finishes seamlessly integrate with the myriad elements of modern interior decor.

Explore our collection boasting 10 stunning finishes, promising to redefine the essence of luxury decor.

SANDINOVA

SANDINOVA is a water-based paint designed for interior use, featuring luminescent sandy reflections for a unique aesthetic. Easy application makes it ideal for creating distinctive and refined environments. Available in two versions: LUSTRE, offering a brighter effect, and MATT, providing a matte finish. Whether seeking heightened luminosity or a more subdued look, SANDINOVA offers versatility and elegance for interior design projects.

Old surfaces: Remove old peeling or chalking paint and wash using a suitable product. Next, apply a coat of JN Speacility primer diluted 50% with water to act as a fixative. After approximately 4 hours, apply a second coat of JN Speciality primer diluted 20 - 30% with water. However, if the surfaces are sound and not chalking, apply a single coat of JN Speciality Primer diluted 20 - 30% with water.

New surfaces: Use a suitable filler to repair the surface where necessary. When dry, sand the surface and apply a coat of JN Speciality primer diluted 15 - 20% with water.

TO KNOW MORE
SCAN ME



TO BUY NOW
SCAN ME



APPLICATION: Sand Dune Effect



1. JN Speciality Primer



2. Sandinova



3. Brush Without material


APPLICATION: Stratified Grand Canyon Effect



1. JN Speciality Primer



2. Sandinova



3. Brush Without material

To achieve the colours displayed in the catalogue, simply mix the Sandinova Lustre/Matt carefully with the appropriate quantity of Colorants.

Sand Dune Effect: Apply and work Sandinova gradually over a small surface (about 1 - 2 m² at a time), using the brush. Apply small quantities of paint unevenly, by alternating brush strokes in all directions. After approximately 5 - 10 minutes, work the treated part over again using the brush free of paint, while shifting and smoothing the grainy part in all directions in order to create the sand dune effect. At the same time, use softer brush strokes in all directions to remove any streaks left by the brush.

Stratified Grand Canyon Effect: Apply and work Sandinova gradually over a small surface (about 1 - 2 m² at a time), using the brush. Apply small quantities of paint with oblique or vertical brush strokes, so long as they are uneven and 10 - 15 cm long. After approximately 5 - 10 minutes, work the treated part over again using the brush free of paint, while shifting and smoothing the grainy part with uneven brush strokes in the same direction as the strokes made before. At the same time, remove any lines left by the brush by gently brushing in the same direction as the existing brush strokes.

Coverage: JN Speciality primer - 80 to 120 Sq.ft per Ltr for one coat
Sandinova Lustre / Matt - 80 to 90 Sq.ft per Ltr for one coat
(it may vary depending on roughness, porosity, absorption surface and application method)

Dilution details:
JN Speciality primer - 15 to 20% with water
Sandinova Lustre / Matt - Ready to use

NOTE: Mix well before use, wash the tools with water, immediately after using, with water and soap.

Tools Required:



Roller



Brush



**Address: No.76 B, GKS Estates, Block B,
Ambattur Ind. Estate, Chennai - 600 098**
✉ ccc@sheenlac.in | ☎ +91 83000 30404



SINCE 1922
J&N
PAINTS
**Jenson &
Nicholson**
Whenever you see colour, think of us

Special
effects
Designer Finishes